

Protection Monitoring Snapshot - Ukraine

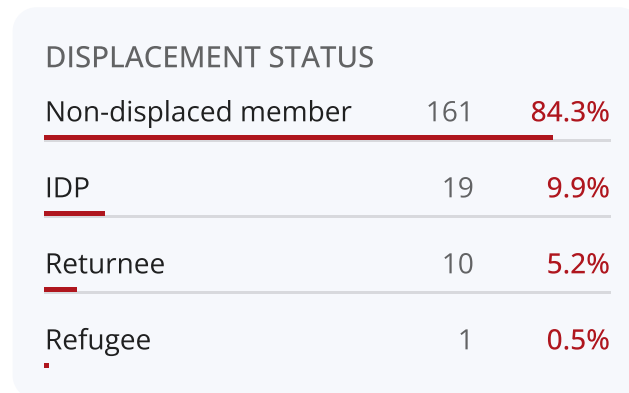
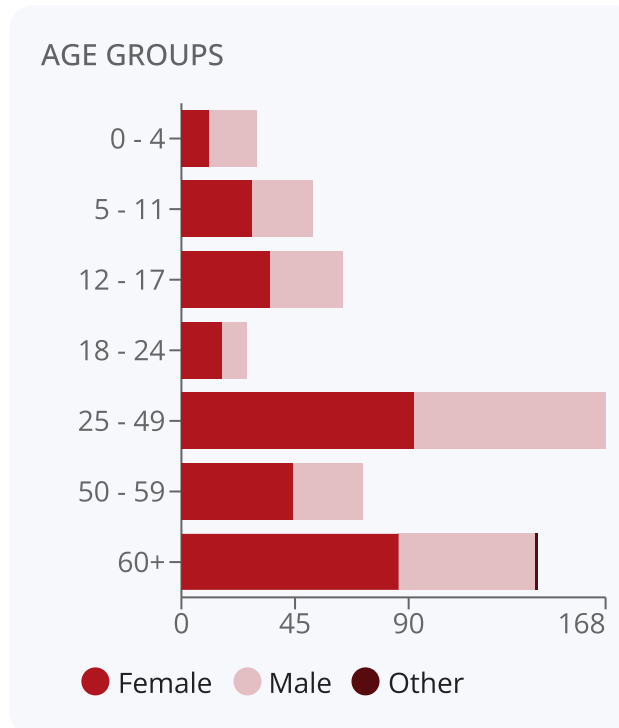
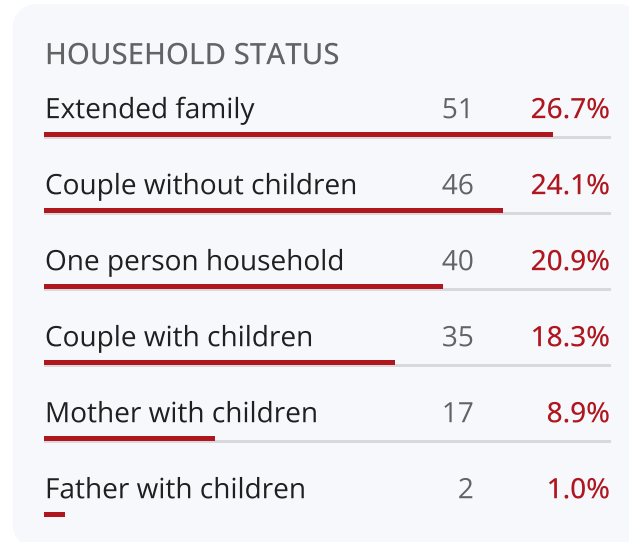
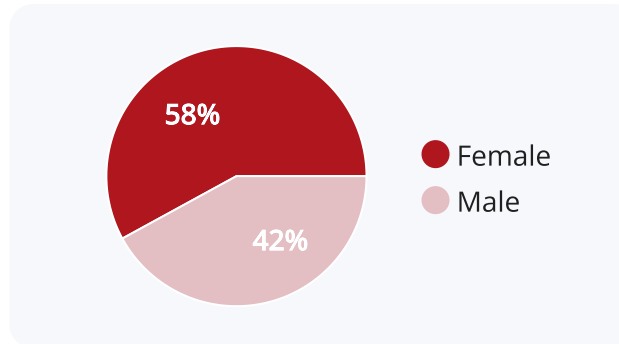
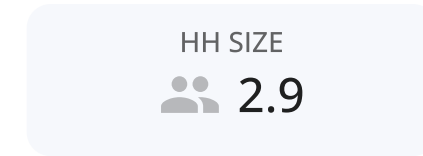
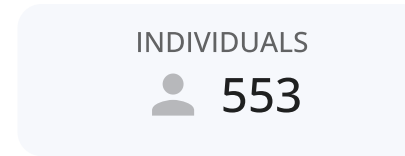
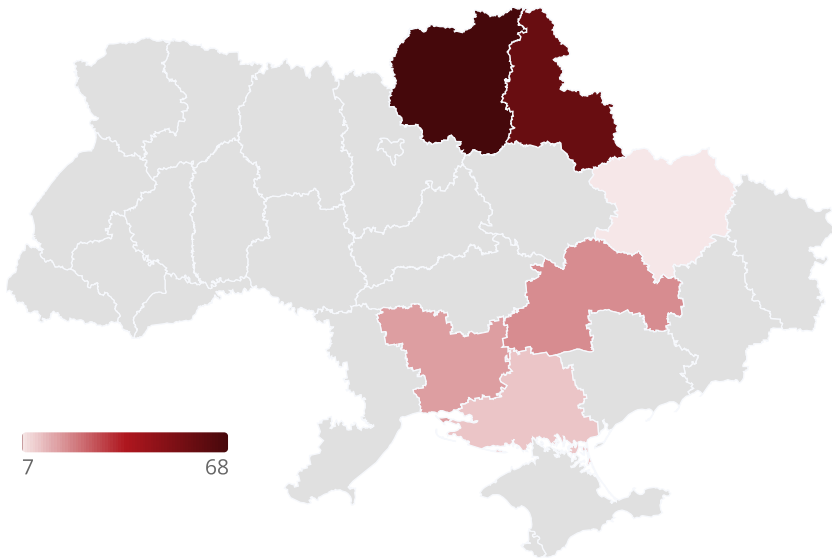
July 2024 • [Interactive dashboard](#)



This snapshot summarizes the findings of **protection monitoring** implemented through household surveys in the following oblasts:

- Chernihiv
- Dnipropetrovsk
- Kharkiv
- Kherson
- Mykolaiv
- Sumy

DRC protection monitoring targeted internally displaced persons (IDPs) and people directly exposed to and affected by the current armed conflict in order to understand the protection needs facing affected populations; informing DRC and the protection communities' response.



Intentions to return home remain primarily influenced by improved security and cessation of hostilities. However, barriers such as damaged housing, lack of employment, and mined agricultural land deter returns. The discontinuation of IDP allowances, combined with rising living expenses, has heightened concerns about financial instability and increasingly pressured IDPs to consider returning to their areas of origin or relocating to rural areas where rental costs are lower.

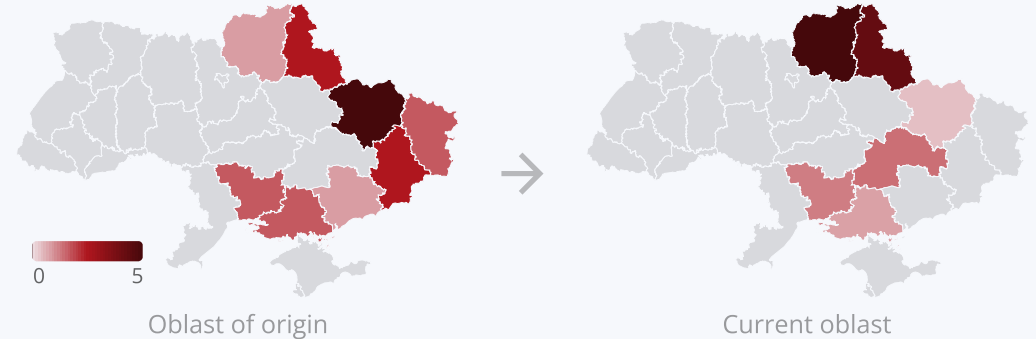
INTENTIONS

<u>Integrate into the local community</u>	9	50.0%
<u>Return to the place of habitual residence</u>	9	50.0%

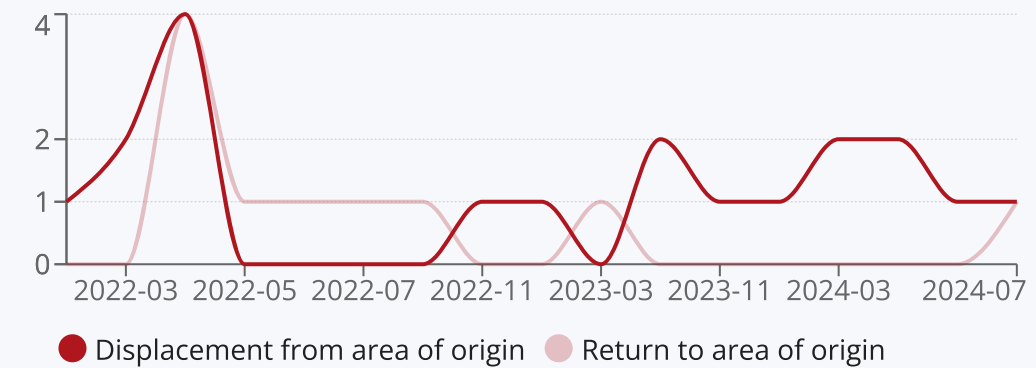
FACTORS INFLUENCING INTENTIONS TO RETURN

<u>Improved security situation / Cessation of hostilities</u>	9	100.0%
<u>Repaired/restored infrastructure</u>	3	33.3%
<u>Repaired housing/compensation for damaged property</u>	3	33.3%
<u>Increased/restored access to livelihood/employment</u>	3	33.3%
<u>Government regains territory from NGCA</u>	1	11.1%

IDP POPULATION BY OBLAST OF ORIGIN AND DISPLACEMENT



DISPLACEMENT AND RETURN FIGURES

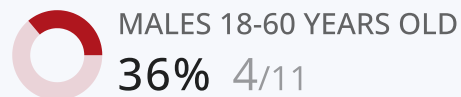
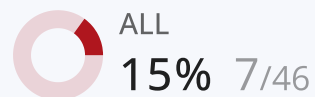


FACTORS SUPPORTING INTEGRATION

<u>Access to livelihoods, employment and economic opportunities</u>	6	66.7%
<u>Access to safe and dignified shelter</u>	5	55.6%
<u>Access to essential services</u>	4	44.4%
<u>Social cohesion</u>	2	22.2%

The re-registration procedure for IDP benefits, in line with Resolution #332, has been complex and time-consuming, with issues such as long queues, unclear documentation requirements, online system disruptions, and lost documents causing frustrations and delays in benefit disbursements. Many IDPs, especially the elderly, prefer in-person registration due to difficulties with the online system, while local authorities and social protection departments struggle with high workloads and staffing shortages, highlighting the need for additional support.

UNREGISTERED IDPs



ACCESS BARRIERS TO OBTAIN DOCUMENTATION

17% 32/191

Cost of administrative procedures	14	43.8%
Length of administrative procedures	11	34.4%
Distance or cost of transportation	10	31.3%
Lack of information	7	21.9%
Inability of the service to provide required documentation	3	9.4%
Other	1	3.1%
Lack of legal support to access the procedure	1	3.1%

INDIVIDUALS LACKING PERSONAL DOCUMENTATION

3% 16/549

National passport	13	81.3%
Birth certificate	11	68.8%
TIN - personal identification/tax number	11	68.8%
Pensioner certificate (retirement)	3	18.8%
Pensioners certificate (social)	2	12.5%
Other	2	12.5%

HHs LACKING HLP DOCUMENTATION

15% 28/191

Property ownership for apartment/house	20	71.4%
Property ownership certificate for land	9	32.1%
Inheritance certificate	3	10.7%
Other	3	10.7%
BTI (Bureau of Technical Inventory) certificate	2	7.1%
Document issued by authority	1	3.6%

Following the enactment of the new mobilization law on May 18th, men are increasingly avoiding public places due to fear of conscription, limiting their movements and primarily staying at home. Conscripts have reportedly a low level of legal awareness and understanding of legislative norms, including the grounds for deferment from military service. Increased mobilization measures, coupled with insufficient communication and clarification from the authorities, have heightened public anxiety and increased risks for conscripts.

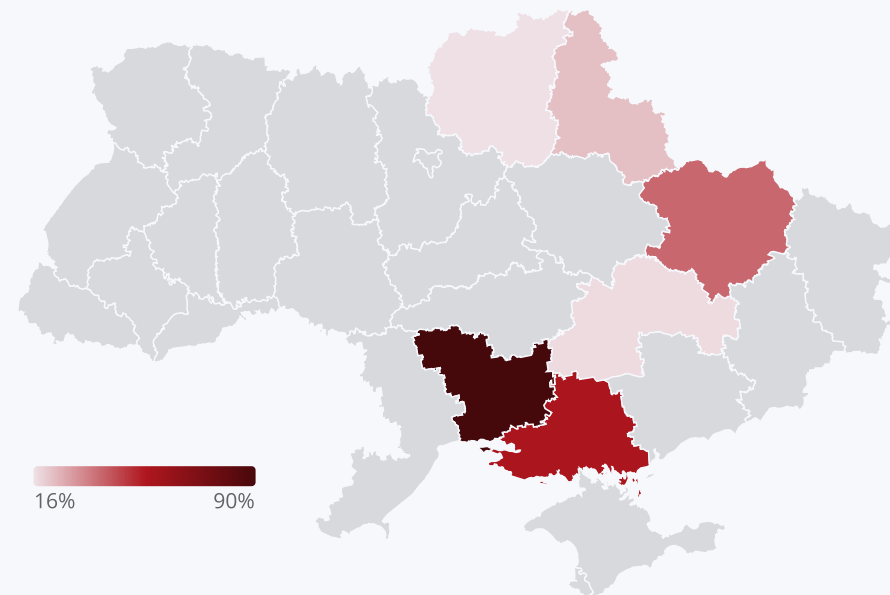
MAJOR STRESS FACTORS

Fear of being killed or injured by armed violence	78	42.2%
Worries about the children	72	38.9%
Worries about the future	69	37.3%
Fear of property being damaged by armed violence	57	30.8%
Displacement related stress	25	13.5%

BARRIERS TO FREEDOM OF MOVEMENT

Armed conflict, including shelling	21	52.5%
Lack of transportation	13	32.5%
Presence of explosive ordnance	9	22.5%
Reduced mobility linked with health issues or disability	8	20.0%
Fear of conscription, including self-restriction of movement	4	10.0%

POOR SENSE OF SAFETY
31% 58/190



INFLUENCING FACTORS

Bombardment/shelling or threat of shelling	56	96.6%
Landmines or UXOs contamination	8	13.8%
Presence of armed or security actors	3	5.2%
Intercommunity tensions	1	1.7%
Risks of sexual violence and exploitation	1	1.7%

Consistent with previous months, the risk of eviction remains the predominant concern among IDPs due to the closure of collective sites, discontinuation of allowances, and high rental costs. Additionally, IDPs struggle to cover utility costs in their new residences as they continue to be charged for utilities in their places of origin.

BARRIERS TO ACCESS HEALTHCARE

32% 60/189

Lack of specialized health care services	43	71.7%
Cost of the services provided/medication	23	38.3%
Distance - lack of transportation means to access facilities	22	36.7%
Lack of available health facility	20	33.3%
Cost associated with transportation to facilities	19	31.7%

UNREGISTERED DISABILITY

80% 141/176

Unwilling to register	18	56.3%
Disability status not applied for	10	31.3%
Inability to access registration	3	9.4%
Status registration rejected	1	3.1%

CONCERNS RELATED TO CURRENT ACCOMMODATION

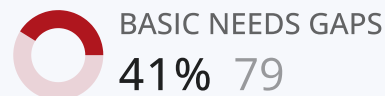
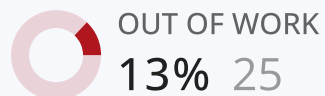
29% 55/191

Accommodation's condition	33	61.1%
Security and safety risks	8	14.8%
Lack of functioning utilities	6	11.1%
Lack of support for damaged housing	5	9.3%
Risk of eviction	4	7.4%
Lack or loss of ownership documentation	3	5.6%
Not disability inclusive	1	1.9%

ACCOMMODATION CONDITION

Sound condition	154	82.8%
Partially damaged	25	13.4%
Severely damaged	6	3.2%
Unfinished	1	0.5%

The implementation of Resolution #332 requires IDPs to register with local employment centers, which are struggling with high demand and a shortage of available jobs. This, combined with the cancellation of IDP allowances, has intensified job market competition, resulting in many IDPs facing underemployment or unemployment due to mismatches between their skills and available job opportunities.



COPING MECHANISMS

No coping strategy	21	26.9%
Reducing consumption of food	19	24.4%
Spending savings	17	21.8%
Borrowing money (from a formal lender/bank)	10	12.8%
Other	8	10.3%
Reducing healthcare expenses	6	7.7%
Depending on support from family/external assistance	4	5.1%
Selling off household/productive assets	3	3.8%

MAIN SOURCE OF INCOME

Social protection payments	125	65.4%
Salary – Formal Employment	89	46.6%
Humanitarian Assistance	20	10.5%
Casual (Temporary) Labour	16	8.4%

FACTORS AFFECTING EMPLOYMENT

Lack of available jobs	18	72.0%
Physical impairment/limitations (chronic illness, disability)	5	20.0%
Low or off season (agriculture)	2	8.0%
Lack of information about job market	2	8.0%
Skills do not match demand	2	8.0%
Lack of experience	1	4.0%
Other	1	4.0%
Housework / caring for children	1	4.0%
Discrimination based on age	1	4.0%